


EFS-82 INSTALLATION

LEFT SIDE

1. REMOVE FACTORY ENGINE BOLT
2. INSTALL BRACKET #56L WITH BOLT SIZE M10X70 AND FLAT WASHER PIC #1 AND #2

Do not finish tightening the bolt yet.




3. INSTALL LONGER PLASTIC SLIDER WITH FLAT WASHER AND BOLT SIZE M10X50 INTO BRACKET AND TIGHTEN


NOW TIGHTENING ENGINE BOLT TO FACTORY TORQUE SPEC



RIGHT SIDE



**1. REMOVE ENGINE BOLT
SAVE CONICAL BUSHING
UNIT**



**2. INSTALL BOLT SIZE M10X110
INTO SLIDER AND ADAPTER,
THEN PLACE THE CONICAL
UNIT ONTO THREADED END
OF BOLT
NEXT INSTALL INTO FRAME
AS SHOWN
NOW TIGHTEN BOLT TO
FACTORY TORQUE SPECS**



PICTURE OF FINISHED RH SIDE

